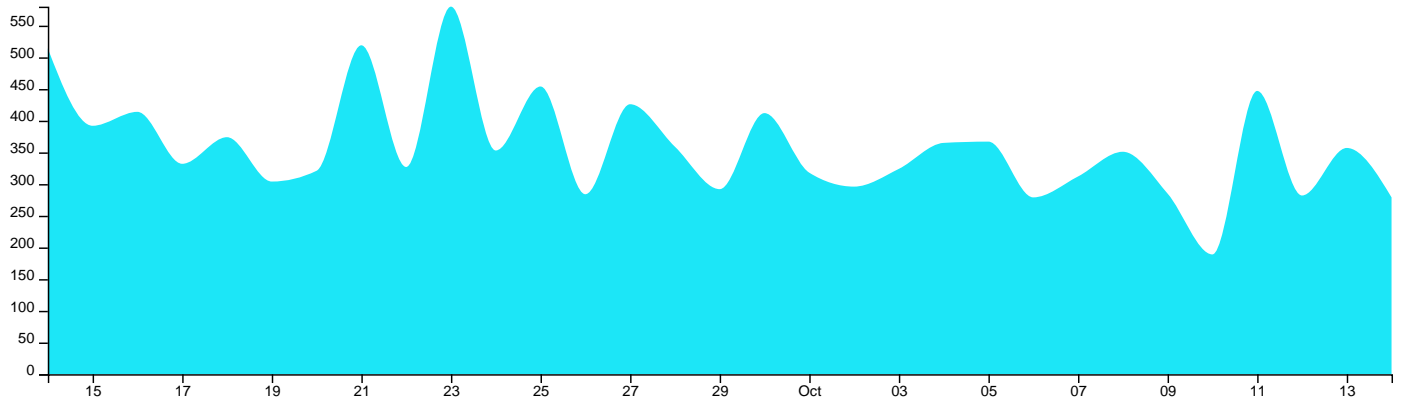




WEBSITE REPORT

SEPTEMBER 27 - OCTOBER 27, 2020

 Page Views




	Clicks to Call	<b>50</b>
	Clicks to Directions	<b>0</b>

**11,108**  
Monthly Views

**435,598**  
Lifetime Views

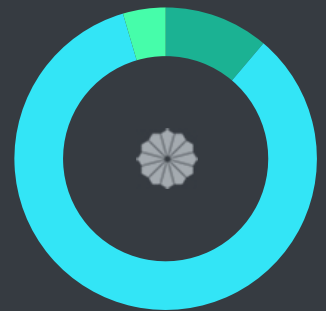
 Mobile Monthly Page Views



 Desktop Monthly Page Views



Monthly Page Views Traffic Sources



SEARCH 84% REFERRAL 4% DIRECT 11%

Top 3 Locations

<b>Portland</b>	1141 PAGE VIEWS	10.27% % OF ALL VIEWS
<b>Scarborough</b>	1110 PAGE VIEWS	9.99% % OF ALL VIEWS
<b>Boston</b>	824 PAGE VIEWS	7.42% % OF ALL VIEWS



A concise, well organized navigation bar makes it easy for your customer to find exactly what they are looking for. When visitors see a solution to their need right away, they are much less likely to hit the back button.

**Jay Jones**  
jay.jones@townsquareinteractive.com  
(980) 474-4413

